


2023 BY THE NUMBERS

52.8%
1.8%
45.4%

Average Tax Bill - General Residential

Total Assessment \$370,000




- Approx. 1350 sq. ft.
- Built more than 10 years ago, but less than 20 years ago
- Two-acre lot
- Double car garage
- Basement fully developed, same quality as the main level

Total 2023 Tax & Assessment Notice Amount: \$2,009.40

Average Tax Bill - Rural Subdivision

Total Assessment \$500,000



- Approx. 1850 sq. ft.
- Build in the last 10 years
- Two-acre lot
- Triple car garage
- Basement fully developed, same quality as the main level
- Located in a subdivision, but not on lakefront property

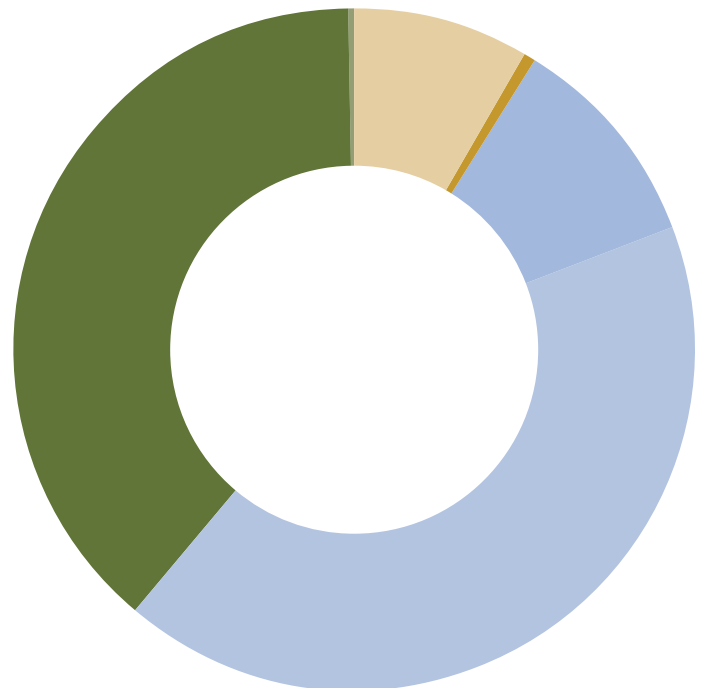
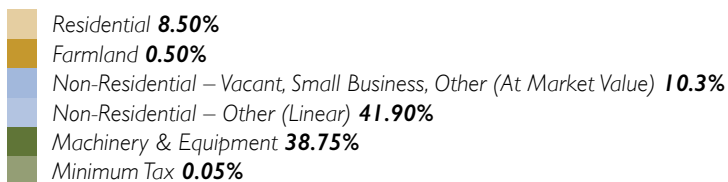
Total 2023 Tax & Assessment Notice Amount: \$2,715.41

2023 Municipal Property Tax Revenues

Not Including Ward 6 North Revenues (Order in Council 121/2021)

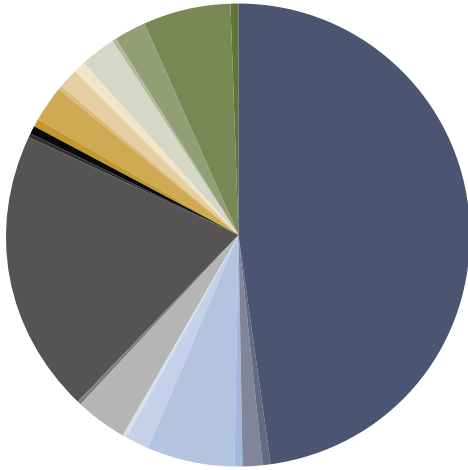
Revenues from 2023 Tax Rate Bylaw

Breakdown by Assessment Class



Operating Expenses

2023 Budget

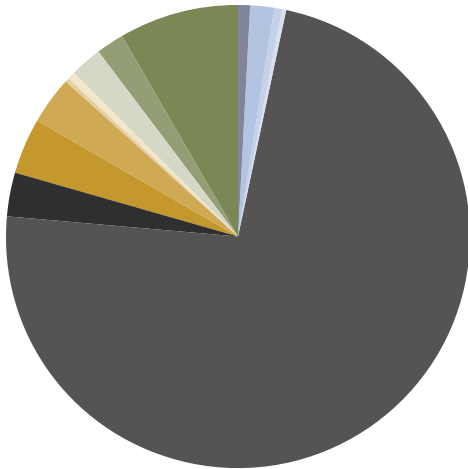


General Municipal	47.95%	Sanitary Sewage Services	0.60%
Council	0.57%	Waste Management	2.31%
CAO Office	1.47%	Preventative Social Services	0.44%
Asset Management	0.39%	Planning & Development	1.20%
Corporate Services	6.06%	Community Services	0.93%
Fire Protection Services	1.68%	Agricultural Service Board	2.36%
Disaster Services	0.27%	Economic Development	0.29%
*Ambulance Services	0.04%	*Recreation Boards	0.09%
Public Safety	3.66%	Parks	2.36%
911 Services	0.17%	Kinosoo Ridge Resort	6.03%
Infrastructure	19.88%		
Airport	0.11%		
Water Supply & Distribution	0.76%		

*percentage too small to show in graph

Capital Expenses

2023 Budget



CAO Office	0.95%
Corporate Services	1.73%
Fire Protection Services	0.43%
Disaster Services	0.37%
Infrastructure	73.02%
Airport	2.93%
Sanitary Sewage Services	3.92%
Waste Management	3.43%
Planning & Development	0.25%
Community Services	0.60%
Agricultural Service Board	2.20%
Parks	2.01%
Kinosoo Ridge Resort	8.16%

Total Revenue

2023 Budget

Operating Revenue	84.65%
Capital Revenue	15.35%

